



**Take**



**Control  
Of Your  
Privacy**



**Cheatsheet for  
18 Common Apps**














# Google

<https://myaccount.google.com/data-and-privacy>

## History settings

Choose whether to save the things you do and places you go to get more relevant results, personalized maps, recommendations, and more

- |  |  |   |
|--|--|---|
|  Web & App Activity |  Paused |  |
|  Location History   |  Paused |  |
|  YouTube History    |  On     |  |

See and delete your history anytime

- [My Activity](#) [Maps Timeline](#) [YouTube watch & search history](#)

2

# Facebook


[https://www.facebook.com/settings/?  
tab=privacy](https://www.facebook.com/settings/?tab=privacy)


Who can see your future posts?	Public	Edit
Review all your posts and things you're tagged in		Use Activity Log
Limit the audience for posts you've shared with Friends of friends or Public?		Limit Past Posts
Who can see the people, Pages and lists you follow?	Public	Edit

3

# Instagram

Account Menu > Settings & Privacy

 Settings and privacy

 Threads

NEW

 Scheduled content

 Insights

 Your activity

 Archive

4

# WhatsApp

Settings > Privacy

Privacy



Security



Two-Step Verification



Change Number



5

# X (aka Twitter)

[https://twitter.com/settings/privacy\\_and\\_safety](https://twitter.com/settings/privacy_and_safety)

## Your X activity



### Audience, media and tagging

Manage what information you allow other people on X to see.



### Your posts

Manage the information associated with your posts.



### Content you see

Decide what you see on X based on your preferences like Topics and interests



### Mute and block

Manage the accounts, words, and notifications that you've muted or blocked.





# Apple

[https://appleid.apple.com/account/  
manage](https://appleid.apple.com/account/manage)

## Sign-In and Security

Manage settings related to signing in to your account, account security and how to recover your data when you are having trouble signing in.

Email & Phone Numbers



Password



Last updated 13 June 2023

Account Security



Two-factor authentication  
1 trusted phone number  
5 trusted devices

Account Recovery



Not Set Up

Legacy Contact



Legacy Contact Not Set Up

Sign In with Apple



13 apps and websites



# Microsoft

[https://myaccount.microsoft.com/  
settingsandprivacy/privacy](https://myaccount.microsoft.com/settingsandprivacy/privacy)

## Settings & Privacy

Language & Region

Privacy

### Data options



Microsoft Search History



Manage Contact Search

### Services



Dynamics 365 applications



Item insights






# Amazon Devices

Your Account > Manage Devices >  
Privacy Settings

Manage Your Content and Devices   Content   Devices   Preferences   Privacy Settings


## Privacy Settings

View and manage privacy settings for Alexa and for certain Amazon Devices



Alexa Privacy

Manage Settings



Amazon Devices Privacy

Manage Settings


You can add an additional layer of security to your Amazon account by enabling [Two-Step Verification](#)

9

# LinkedIn

[https://www.linkedin.com/  
mypreferences/d/categories/privacy](https://www.linkedin.com/mypreferences/d/categories/privacy)

## Settings

 Account preferences

 Data privacy

 Sign in & security

 Advertising data

 Visibility

 Notifications

10

# RedDit

<https://www.reddit.com/settings/privacy>

## PRIVACY

---

### Show up in search results

Allow search engines like Google to link to your profile in their search results.



### Personalize ads on Reddit based on information and activity from our partners.

Allow us to use information from our partners to show you better ads on Reddit.



## SENSITIVE ADVERTISING CATEGORIES

---

You can limit ads about these topics. We'll do our best not to show them to you when you are signed into your Reddit account.



# TIKTOK

Settings -> Privacy

## Discoverability

### Private account

With a private account, only users you approve can follow you and watch your videos. Your existing followers won't be affected.



## Data

### Download your data

Get a copy of your TikTok data



12

# PAYPAL

Account > Profile > Data & Privacy

## Your Profile

### YOUR PROFILE

Login and security

Personal information

**Data and Privacy**

## Manage your privacy settings

### Cookies

Control how we use cookies and manage your browsing experience.

### Search privacy

Control how people can find you on PayPal.

### Blocked contacts

Review and edit the people you previously blocked.

13

# Slack

Account > Preferences > Privacy & Visibility

## Preferences

- Mark as read
- Audio & video
- Salesforce
- Connected accounts
- Privacy & visibility
- Advanced

### Contact sharing

Choose who's allowed to share your contact info to people outside Wizer. [Learn more](#)

- All your contacts  
Includes people from Wizer and any external Connect to work with.

14

ZOOM

<https://zoom.us/profile/privacy>

## Data & Privacy

### Data Settings

---

#### Diagnostic Data Preferences

Diagnostic data includes all service-generated data when you use Zoom services. It does not include any customer content. [Learn More](#)

#### Required Diagnostic Data

This data is necessary to help Zoom operate our services, provide support, and troubleshoot. [Learn More](#)

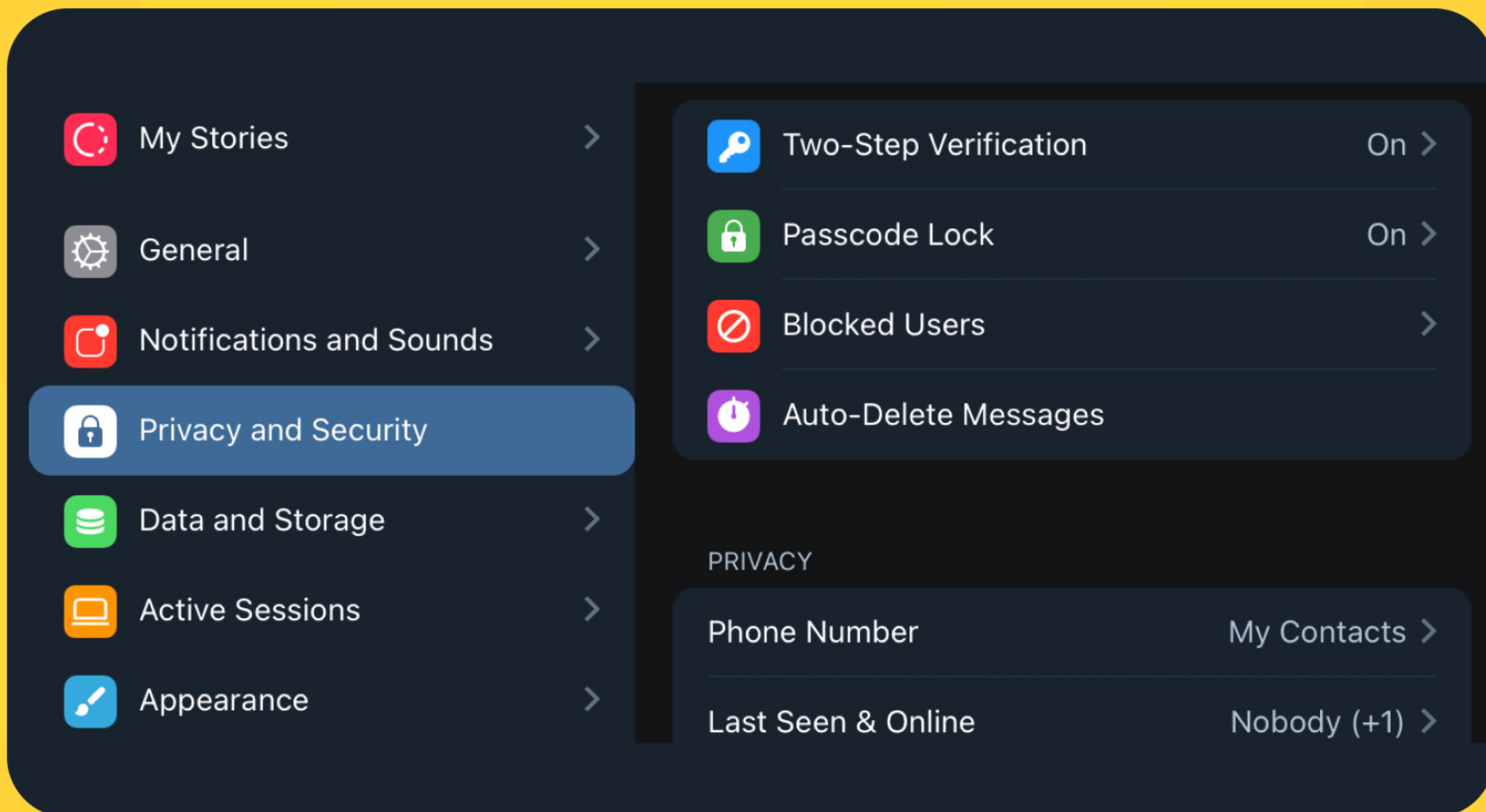
#### Optional Diagnostic Data

Allow collection of additional data that helps Zoom make product improvements and provide enhanced information to help Zoom detect, diagnose, and remediate issues. [Learn More](#)

15

# Telegram

Settings -> Privacy and Security





# 16

# Discord

Your Profile > Account > Privacy & Safety

The screenshot shows the Discord Privacy & Safety settings page. On the left is a dark sidebar with a list of settings: Profiles, Privacy & Safety (highlighted), Family Centre, Authorised Apps, Devices, Connections, Clips, Friend Requests, PAYMENT SETTINGS, Nitro, Server Boost, and Subscriptions. The main content area is titled 'HOW WE USE YOUR DATA' and contains three settings:

- Use data to improve Discord** (checked): This setting allows us to use and process information about how you navigate and use Discord for analytical purposes. For example, it allows us to include you in new feature experiments we test. [Learn more about it here.](#)
- Use data to customise my Discord experience** (checked): This setting allows us to use information, such as who you talk to and what games you play, to customise Discord for you. [Learn more about it here.](#)
- In-game rewards (aka Drops) BETA** (unchecked): Use the information about what games you play to tell you about Drops opportunities and to complete Drops Quests. A dark grey banner below this setting reads: **Drops is currently in beta - we'd like to learn more about why you turned it off. [Feedback Survey](#)**

17

# Roblox

<https://www.roblox.com/my/account#!/privacy>

## My Settings

Account Info

Security

Privacy

Notifications

Payment Methods

Subscriptions

### Privacy Settings

#### Account Restrictions

Account Restrictions are disabled


When this setting is enabled, this account is visible to all audiences. Additionally, Comr

18


UBER

Your Profile > Settings > Privacy


## Settings

-  Home ➤


---

-  Add Work ➤

---

-  Shortcuts  
Manage saved locations ➤

---

-  Privacy  
Manage the data you share with us ➤

**Security  
Awareness  
Simply Explained**

